

# 2016 Region 8 Men's Championships

## Meet Results







Apr 7-10, 2016

Page: 1  
Printed: 4/8/2016 9:19:45 PM

Men / 6 / 7-8 Yrs OI

Session: FR3

Judge's Signatures

Rank	Num	Name	Gym							AA
1	252	Grant Bowers	Palmetto Gymnastics	10.900 2	10.350 2T	10.450 2	9.200 6T	10.900 3	10.250 4	<b>62.050</b> 1
2	631	Sammy Holland	EVO Gymnastics	<b>11.300</b> 1	9.000 8	9.850 8	9.700 2T	<b>11.400</b> 1	10.650 2	61.900 2
3	250	Andon Karr	Palmetto Gymnastics	10.700 3	10.350 2T	<b>10.500</b> 1	9.400 4T	10.050 9	<b>10.700</b> 1	61.700 3
4	640	Ryan Seeman	First In Flight	9.250 9	<b>10.600</b> 1	10.000 5	<b>9.850</b> 1	10.450 5	9.900 6	60.050 4
5	676	Brody White	High Point	9.950 5T	9.350 7	9.900 7	9.700 2T	10.200 7	10.550 3	59.650 5
6	658	Gage Reinstein	Gym Force	9.750 8	9.850 5	10.050 4	8.850 11	10.400 6	10.200 5	59.100 6
7	621	Preston Augustin	Cats Of Jupiter	9.850 7	9.450 6	9.650 10	9.100 8	11.000 2	9.700 7	58.750 7
8	278	Christopher Bartlett	Zenith	9.050 10	10.050 4	10.100 3	9.400 4T	10.100 8	9.600 8	58.300 8
9	269	Jackson Rendon	Wimbleton	10.150 4	8.800 10	9.950 6	9.200 6T	10.650 4	9.300 9	58.050 9
10	620	Brad Schoomaker	Cartersville	9.950 5T	8.900 9	9.700 9	9.000 9	9.450 10	8.400 11	55.400 10
11	681	Sage Fleetwood	Lake Murray	9.000 11	8.700 11	8.500 11	8.950 10	8.000 11	8.800 10	51.950 11

# 2016 Region 8 Men's Championships

## Meet Results

Men / 6 / 9 Yrs Old

Session: FR3

Apr 7-10, 2016

Judge's Signatures







Rank	Num	Name	Gym							AA
1	258	David Alii	Premier Athletics	<b>11.700</b> 1	11.100 4	<b>11.450</b> 1	9.750 4T	11.500 3	11.500 2	<b>67.000</b> 1
2	606	Alex Karadzhev	Apollo	10.700 7	11.200 2	10.550 6T	9.650 8T	11.550 2	11.050 4	64.700 2
3	259	Randy Mulkey	Prestige Gymnastics	10.350 13	10.250 12	10.950 3T	9.050 25T	<b>11.700</b> 1	<b>11.750</b> 1	64.050 3
4	255	Ben Aguilar	Park Avenue	11.250 2	<b>11.250</b> 1	10.200 16	9.600 10T	10.350 14T	10.750 9	63.400 4
5	602	Niels VanLue	ACE	10.550 9T	10.000 15T	11.350 2	9.700 7	10.700 8	11.000 5T	63.300 5
6	616	Nicholas Grier	Cartersville	10.900 4	10.200 13	10.550 6T	9.750 4T	10.750 5T	10.900 8	63.050 6
7	639	Kyler Hinson	First In Flight	10.400 12	10.900 6	10.400 10T	9.450 16	10.850 4	11.000 5T	63.000 7
8	633	Carson Stuart	EVO Gymnastics	10.300 14	10.500 8T	10.350 13	9.800 3	10.400 13	11.100 3	62.450 8
9	607	Tyler Smith	Apollo	10.800 5T	10.500 8T	9.900 20T	9.650 8T	10.150 19T	10.500 12	61.500 9
10	280	Peter Fedkiv	Zenith	10.800 5T	9.250 21	10.300 14	9.950 2	10.450 12	10.650 11	61.400 10
11	695	Tyler Tran	Orlando Metro	9.600 22	11.150 3	10.950 3T	9.100 23T	9.950 21	10.350 13	61.100 11
12	679	Jake Prabhakaran	LaFleur's Tampa	10.200 15T	8.700 23	10.950 3T	9.400 17T	10.650 9	10.950 7	60.850 12
13T	261	Brennon Will	Prestige Gymnastics	10.650 8	11.000 5	10.400 10T	<b>10.000</b> 1	8.600 27	9.850 18*	60.500 13T
13T	273	K.J. Myrthil	World Extreme	10.550 9T	9.750 18	10.250 15	9.500 13T	10.600 10	9.850 18*	60.500 13T
15	604	Callahan Blair	Apollo	8.950 24T	10.850 7	9.900 20T	9.500 13T	10.750 5T	10.300 14	60.250 15
16	628	Ethan Furletti	Cobb	10.550 9T	10.000 15T	10.050 18	9.500 13T	10.350 14T	9.750 20T	60.200 16
17	608	Zachary Smith	Apollo	11.050 3	10.400 10T	9.950 19	9.200 20	9.400 23	9.750 20T	59.750 17
18	667	David Allen	Harpeth Gymnastics	10.100 19T	9.350 20	10.500 8	9.100 23T	10.500 11	9.900 17	59.450 18
19	257	Chase Graziadei	Park Avenue	9.750 21	9.700 19	10.400 10T	9.600 10T	9.900 22	9.450 23	58.800 19
20	678	Cyrus Mojallal	LaFleur's Tampa	10.200 15T	8.250 25	10.450 9	9.400 17T	10.200 18	10.250 15	58.750 20
21	600	McCoy Lyman	A.S.G.	10.150 18	9.950 17	10.150 17	9.050 25T	10.150 19T	9.200 24	58.650 21
22	256	Liam Gilberd	Park Avenue	10.200 15T	10.400 10T	9.000 25	9.750 4T	9.100 25	10.000 16	58.450 22
23	645	Trent Pinero	Gallagher's	9.400 23	9.150 22	9.650 22T	8.750 28	10.250 17	10.700 10	57.900 23
24	672	Sam Weinstein	Haydens	10.100 19T	10.150 14	9.500 24	9.300 19	10.350 14T	8.450 27	57.850 24
25	659	Andersen Cardoza	Gym Sports Academy	8.900 26	7.700 26	8.950 26T	9.150 21T	10.750 5T	9.600 22	55.050 25

# 2016 Region 8 Men's Championships

## Meet Results

Apr 7-10, 2016

Men / 6 / 9 Yrs Old  
Session: FR3

Rank	Num	Name	Gym							AA
26	282	Timothy Hudson	eNeRGy	8.950 24T	8.400 24	8.950 26T	9.150 21T	8.850 26	8.600 26	52.900 26
27	643	Ebens Celestin	GGA - Suwanee	7.400 28	5.750 28	9.650 22T	9.550 12	8.000 28	8.850 25	49.200 27
28	286	Braden Mann	Rebounders	7.600 27	6.300 27	8.000 28	8.850 27	9.350 24	7.150 28	47.250 28

# 2016 Region 8 Men's Championships

## Meet Results

Men / 6 / 10 Yrs Old

Session: FR3

Apr 7-10, 2016

Judge's Signatures







Rank	Num	Name	Gym							AA
1	260	Jonathan Nuñez	Prestige Gymnastics	<b>11.100</b> 1T	<b>11.450</b> 1	<b>11.350</b> 1	9.750 3	<b>12.000</b> 1	<b>11.400</b> 1	<b>67.050</b> 1
2T	644	Jacob Brooks	Gallagher's	10.950 5	10.200 5T	10.300 7	9.600 8*	10.700 6T	11.300 2	63.050 2T
2T	275	Tristan Goodrum	World Extreme	<b>11.100</b> 1T	10.250 4	10.050 9	9.600 8*	11.000 3	11.050 5	63.050 2T
4	279	Jaden Blank	Zenith	10.600 10T	9.550 18T	10.750 3	9.700 4T	11.300 2	11.100 4	63.000 4
5	675	Jonathan Saguier	High Point	10.750 7T	10.500 2T	10.350 6	9.700 4T	10.650 9	10.600 9T	62.550 5
6	266	Keivone Bowen	Ultimate Power	10.600 10T	9.100 23T	10.400 4T	<b>10.000</b> 1	10.900 4	10.850 7	61.850 6
7	611	Lance Deane	Atlanta Gymnastics	11.000 4	9.700 16	9.800 12	9.600 8T	10.750 5	10.950 6	61.800 7
8	270	William Smith	World Extreme	10.550 13T	9.550 18T	10.800 2	9.550 12	10.500 12	10.550 11	61.500 8
9	657	Feeden Phan	Gym Force	<b>11.100</b> 1T	9.950 10T	10.200 8	9.400 16	10.350 14	10.450 12	61.450 9
10	680	Zachary Schrader	LaFleur's Tampa	10.850 6	9.550 18T	9.450 23T	9.350 17T	10.700 6T	10.600 9T	60.500 10
11	264	Daniel Sheng	Southern States	10.700 9	9.500 22	9.600 15T	9.050 30T	10.600 10	10.650 8	60.100 11
12	656	Grayson Oberste	Gym Force	9.800 18	10.200 5T	9.750 13	9.500 13T	10.050 19	10.400 13	59.700 12
13	663	Gabe Kunis	Gymnastix Training	10.600 10T	9.550 18T	9.900 10T	9.800 2	10.400 13	8.650 33	58.900 13
14	271	Isaac Robinson	World Extreme	10.750 7T	9.900 13T	9.150 26	9.100 26T	9.500 26	10.300 14T	58.700 14
15	694	Zachary Schwartz	Orlando Metro	9.450 22	8.850 26	9.900 10T	9.150 25	10.100 18	11.200 3	58.650 15
16	693	Santiago Izaguirre	Orlando Metro	10.050 15T	9.100 23T	9.600 15T	9.100 26T	10.150 16T	10.250 17	58.250 16
17	655	Jonathan Tomczak	Gym Academy Atlanta	9.400 23T	10.150 7T	9.600 15T	9.200 23T	9.600 24	9.650 20T	57.600 17
18	670	Noah Williams	Harpeth Gymnastics	9.500 20T	10.050 9	10.400 4T	8.850 34	9.550 25	9.100 24T	57.450 18
19	635	Clay Carter	Edge Athletics	9.850 17	9.950 10T	9.500 20T	8.950 32	8.700 33	10.300 14T	57.250 19
20	696	Brady Parks	Gymnastics USA	8.400 32	9.950 10T	9.500 20T	9.100 26T	10.300 15	9.600 22	56.850 20
21	624	Noah Kitchton	Charlotte Gymnastics	9.400 23T	7.950 32	9.600 15T	9.700 4T	10.000 20T	10.150 18	56.800 21
22	661	Hunter Snyder	Gym Sports Academy	8.900 29T	8.300 31	9.200 25	9.250 21T	10.700 6T	10.300 14T	56.650 22
23	641	Tyson Phelps	Flip Force	9.050 27T	10.500 2T	8.550 33	9.350 17T	9.350 27T	9.650 20T	56.450 23
24	646	Westleigh Newson	Glory	10.550 13T	8.400 28T	9.700 14	9.300 19T	9.350 27T	8.750 31	56.050 24
25	625	Hugo Luck	Charlotte Gymnastics	8.350 33	9.650 17	9.050 28T	9.700 4T	9.150 30	9.900 19	55.800 25

# 2016 Region 8 Men's Championships

## Meet Results

Apr 7-10, 2016

Men / 6 / 10 Yrs Old  
Session: FR3

Rank	Num	Name	Gym							AA
26	629	Shane Jones	Cobb	10.050 15T	7.400 34T	9.500 20T	9.250 21T	10.550 11	8.850 30	55.600 26
27	609	Sammy Travers	Apollo	8.700 31	9.900 13T	9.450 23T	9.450 15	9.100 31	8.900 29	55.500 27
28	612	Zachary Jacobson	Atlanta Gymnastics	9.500 20T	8.900 25	9.050 28T	8.900 33	9.650 23	9.100 24T	55.100 28
29	669	Brayden Wilford	Harpeth Gymnastics	8.050 34T	8.700 27	9.600 15T	9.200 23T	9.750 22	9.000 27T	54.300 29
30	613	Sam Prausnitz-Weinbaum	Atlanta Gymnastics	9.400 23T	8.350 30	8.400 34	9.100 26T	10.000 20T	9.000 27T	54.250 30
31	664	Evan Ouellette	Gymnastix Training	9.050 27T	10.150 7T	8.700 32	8.800 35	8.350 35	8.700 32	53.750 31
32	653	Jack Lakis	Gym Academy Atlanta	9.650 19	7.900 33	9.100 27	9.500 13T	8.450 34	9.100 24T	53.700 32
33	660	Logan Greiner	Gym Sports Academy	8.050 34T	9.750 15	8.850 31	9.300 19T	10.150 16T	7.450 35	53.550 33
34	622	Zachariah Gibson	Charleston Twisters	9.400 23T	7.400 34T	9.050 28T	9.050 30T	9.250 29	9.200 23	53.350 34
35	642	Oliver von Allmen	Foothills	8.900 29T	8.400 28T	8.200 35	9.600 8T	9.050 32	8.000 34	52.150 35

# 2016 Region 8 Men's Championships

## Meet Results

Men / 6 / 11 Yrs Old

Session: FR3

Apr 7-10, 2016

Judge's Signatures

Rank	Num	Name	Gym							AA
1	267	Jason McBride	Ultimate Power	<b>11.100</b> 1	10.850 2T	10.700 2	<b>9.850</b> 1	<b>11.550</b> 1	11.400 2	<b>65.450</b> 1
2	626	Chase Osias	Charlotte Gymnastics	9.900 9	9.450 13	<b>10.850</b> 1	9.550 7T	10.400 7T	<b>11.900</b> 1	62.050 2
3T	638	Alexander Aguila	First Coast	10.950 2T	10.550 4	9.700 10	9.550 7T	9.750 13	10.900 4	61.400 3T
3T	691	Cooper Garrard	North Florida - Jax	10.600 4	10.850 2T	10.300 5T	9.500 9	9.600 14	10.550 7T	61.400 3T
5	687	Kaleb Fuqua	Let It Shine	10.350 6	8.750 17T	10.400 3T	9.750 3	11.000 3	10.650 5T	60.900 5
6	665	Anthony Callahan	Harbor City	10.950 2T	10.300 6	10.300 5T	8.050 25	10.100 10T	10.550 7T	60.250 6
7	649	Colin Hafdahl	Gulf Coast	10.500 5	10.350 5	9.500 11	9.200 17T	10.550 5	10.000 9	60.100 7
8	254	Noah Hill	Palmetto Gymnastics	9.700 10	10.150 9	10.400 3T	9.650 4	10.500 6	9.200 18	59.600 8
9T	605	Jack Kalli	Apollo	9.250 12T	9.900 10	9.850 9	9.300 14T	11.200 2	9.850 11	59.350 9T
9T	647	Aidan Bryan	Gulf Coast	8.900 15	10.250 7T	9.100 18T	9.350 12T	10.800 4	10.950 3	59.350 9T
11	648	Scout Gambla	Gulf Coast	10.150 7	9.250 15	10.000 7T	9.600 5T	10.150 9	9.400 14T	58.550 11
12	637	Carson Sleeman	FGTC	8.450 21	<b>10.900</b> 1	9.350 12	9.250 16	10.100 10T	9.300 16T	57.350 12
13	601	Dean Frisz	ACE	9.250 12T	9.350 14	10.000 7T	9.000 22	8.300 22	10.650 5T	56.550 13
14	688	Braden Peets	Let It Shine	9.950 8	8.850 16	9.200 17	9.600 5T	9.200 17	8.900 19	55.700 14
15	627	Jackson Aull	Cobb	8.800 16T	10.250 7T	9.300 13T	8.900 23	9.050 18	8.850 20	55.150 15
16	277	Konstantin Babayev	Zenith	9.400 11	8.350 20T	9.300 13T	9.800 2	9.300 15T	8.700 23	54.850 16
17	253	Maxwell Gendreau	Palmetto Gymnastics	8.400 22	9.750 11T	9.100 18T	9.200 17T	8.550 20T	9.500 12	54.500 17
18	668	Colter Schaefer	Harpeth Gymnastics	7.400 25	9.750 11T	9.300 13T	9.300 14T	9.300 15T	9.300 16T	54.350 18
19	652	Collin Brown	Gym Academy Atlanta	8.800 16T	7.550 24	9.000 20T	9.050 20T	10.400 7T	9.450 13	54.250 19
20	683	Dylan DelAguila	Langley Gymnastics	9.000 14	8.750 17T	8.500 22T	9.450 10	10.050 12	8.350 25	54.100 20
21	623	Davis Cooke	Charlotte Gymnastics	8.750 18T	8.650 19	9.250 16	9.400 11	8.250 23	8.800 21T	53.100 21
22	262	Garrett Lawless	Rose's	8.500 20	8.350 20T	8.500 22T	9.200 17T	8.550 20T	9.400 14T	52.500 22
23	617	Morgan Grizzle	Cartersville	8.750 18T	8.100 23	9.000 20T	9.050 20T	7.600 25	9.900 10	52.400 23
24	662	Steven Joseph	Gymnastics Gold	7.750 24	7.350 25	8.350 25	9.350 12T	8.900 19	8.800 21T	50.500 24
25	619	Nicholas Pitts	Cartersville	8.100 23	8.200 22	8.500 22T	8.650 24	8.050 24	8.600 24	50.100 25

# 2016 Region 8 Men's Championships







## Meet Results

Men / 6 / 12 Yrs Old

Session: FR3

Apr 7-10, 2016

Judge's Signatures

Rank	Num	Name	Gym							AA
1	634	Elijah Sutherland	EVO Gymnastics	11.300 2	<b>10.650</b> 1T	9.700 10	8.750 20T	9.850 11	<b>11.450</b> 1	<b>61.700</b> 1
2	686	Garrett Moore	Legacy	10.050 6T	10.100 3T	9.800 7T	<b>10.050</b> 1	9.900 10	10.400 5T	60.300 2
3T	650	Samuel Wolfe	Gulf Coast	9.250 14	<b>10.650</b> 1T	9.850 6	9.550 6	9.950 9	11.000 3	60.250 3T
3T	685	Josh Hussey	Legacy	10.850 3	9.050 12T	9.950 5	9.850 2	10.150 6	10.400 5T	60.250 3T
5	268	Kotaro Komazawa	Wimbledon	10.650 5	9.350 10	9.400 13T	9.350 9T	<b>11.100</b> 1	9.900 8	59.750 5
6	632	Logan Kehrer	EVO Gymnastics	9.700 9	9.050 12T	10.150 3	9.650 4	10.050 7T	10.850 4	59.450 6
7	630	Colson Gerard	EVO Gymnastics	10.750 4	10.100 3T	9.550 11	9.300 11T	10.700 2	8.800 15	59.200 7
8	654	Alex Scott	Gym Academy Atlanta	<b>11.450</b> 1	6.800 22	9.200 16	9.800 3	10.250 5	11.300 2	58.800 8
9	618	Blake Lieberman	Cartersville	9.950 8	9.500 8	<b>10.400</b> 1	9.150 16	10.450 4	9.200 13	58.650 9
10	274	Garren Groover	World Extreme	9.400 11T	9.600 5T	10.200 2	9.300 11T	10.550 3	8.650 18T	57.700 10
11	603	Adam Thompson	Angel's Gymnastics	10.050 6T	8.600 16	9.800 7T	9.600 5	9.350 13T	9.350 11	56.750 11
12	690	Carson Wadkins	Let It Shine	8.400 20	8.400 18	9.800 7T	9.250 14	9.450 12	10.250 7	55.550 12
13	674	Griffin Rowan	High Point	9.200 15	9.550 7	9.100 17	9.350 9T	8.900 16	9.250 12	55.350 13
14	276	Luke Yaklin	Zenit	9.650 10	8.550 17	8.100 22	9.450 7	9.350 13T	9.550 9T	54.650 14
15	671	Matthew Williams	Harpeth Gymnastics	9.350 13	8.250 19	10.100 4	9.400 8	7.750 22	9.550 9T	54.400 15
16	281	Pearce Howard	Zenith	8.500 19	9.600 5T	8.350 20T	8.900 19	10.050 7T	8.700 17	54.100 16
17	263	Sam Feldstein	Roswell	9.400 11T	9.150 11	8.550 19	9.050 17	7.900 20T	8.600 20	52.650 17
18	684	Jaxon Mabry	Langley Gymnastics	8.700 18	8.850 14	9.400 13T	9.300 11T	7.900 20T	8.350 21T	52.500 18
19	692	Jack Glawatz	North Metro	8.900 16	8.700 15	8.350 20T	9.200 15	8.550 18	8.350 21T	52.050 19
20	285	Elijah Sellers	Rebounders	6.650 22	9.450 9	9.450 12	8.750 20T	8.700 17	9.000 14	52.000 20
21	284	Paul Perez	DawgHouse	8.350 21	7.250 21	8.600 18	9.000 18	8.100 19	8.650 18T	49.950 21
22	614	M.J. Terry	Carolina Gymnastics	8.800 17	7.950 20	9.350 15	1.000 22	9.100 15	8.750 16	44.950 22

# 2016 Region 8 Men's Championships







## Meet Results

Apr 7-10, 2016

Page: 1  
Printed: 4/8/2016 9:20:35 PM

Men / 6 / 13+ Yrs OI  
Session: FR3

Judge's Signatures

Rank	Num	Name	Gym							AA
1	272	Joshua Niedbalski	World Extreme	<b>10.750</b> 1	9.900 3	9.600 3	9.600 4	<b>10.650</b> 1	10.250 3	<b>60.750</b> 1
2	651	Elijah Rivera	Gwinnett	9.900 2	8.400 6	<b>10.350</b> 1	9.300 6	10.450 2	10.400 2	58.800 2
3	636	Dakari Harleston	Extreme Air	9.550 3	9.950 2	9.500 5	<b>9.850</b> 1	10.100 3	9.350 5	58.300 3
4	265	Caleb Adams	Top Contenders	9.350 4	7.850 8	10.000 2	9.800 2T	9.700 4	<b>10.900</b> 1	57.600 4
5	610	Jacob Hertzinger	Asheville Gymnastics	8.950 5	9.800 4	9.550 4	9.800 2T	9.400 5	8.700 7	56.200 5
6	251	Nicholas Amos	Palmetto Gymnastics	8.000 8	<b>10.050</b> 1	9.300 7	9.200 7	9.100 7	9.500 4	55.150 6
7	689	Dante Rodriguez	Let It Shine	8.900 6	9.650 5	9.150 8	9.050 8	9.300 6	9.000 6	55.050 7
8	283	Will Norris	DawgHouse	7.200 9	8.000 7	8.350 9	9.350 5	8.400 8	8.000 9	49.300 8
9	682	Ben Wilson	Lake Murray	8.400 7	7.700 9	9.350 6	8.700 9	6.200 9	8.100 8	48.450 9