





2014 R8 Championships

Meet Results

Men / 10 / 15 Yrs. OI, 16 Yrs. OI
Session: SA2

Apr 11-13, 2014

Judge's Signatures





Rank	Num	Name	Gym							AA
1	126	Marcos Gatinho	Universal Gymnastics	13.100 21T	13.400 6	14.100 2T	14.400 1	14.700 1	13.200 5	82.900 1
2	145	Mario Lubian	Universal Gymnastics	13.750 9	12.000 23T	14.800 1	13.600 3	13.100 7T	13.550 3	80.800 2
3	1113	Derek Gonzalez	Prestige Gymnastics	13.300 13T	13.850 3T	12.600 18	12.950 13	13.500 3T	13.950 1	80.150 3
4	1140	Bobby Costea	Zenith	13.500 12	14.050 1	14.100 2T	13.100 6T	13.100 7T	11.300 27T	79.150 4
5	1128	David Allen	Harpeth	14.600 2	12.700 12	12.650 15T	12.850 15T	12.900 11	13.350 4	79.050 5
6	1142	Anton Vorona	TGR	13.250 17T	13.600 5	13.250 7T	13.050 9T	13.500 3T	12.050 14	78.700 6
7	1115	Andrew Carter	North Florida - OP	14.050 5	11.850 27T	13.350 6	13.800 2	13.000 9T	12.450 10	78.500 7
8	124	Rogelio Vazquez	Orlando Metro	13.550 11	11.650 32T	13.600 5	13.000 11T	13.700 2	11.900 16	77.400 8
9	1131	Cory Anderson	Tataru's	14.950 1	11.550 35T	12.200 25T	13.550 4	11.900 33	12.600 8	76.750 9
10	127	Samuel Su	TGC	13.000 25	12.550 13T	13.150 9T	11.650 46T	12.650 15T	13.650 2	76.650 10
11	1125	Luke Cooper	Harpeth	13.850 6T	11.550 35T	13.000 11T	12.700 21T	13.150 6	12.100 12T	76.350 11
12	1139	Ryan Orce	Sun Country	13.850 6T	13.850 3T	13.250 7T	12.000 41T	12.150 27	11.050 35T	76.150 12
13T	1114	Matthew Wagner	TGR	13.100 21T	14.000 2	13.000 11T	12.850 15T	11.250 50T	11.800 17	76.000 13T
13T	121	Steen Haugsted	G&J Speedway	13.300 13T	11.800 30T	13.700 4	12.500 28T	12.200 26	12.500 9	76.000 13T
15	119	Jack Hasenkopf	A.S.G.	12.550 38T	13.250 8	12.950 13	13.100 6T	12.650 15T	11.300 27T	75.800 15
16	1119	Tucker Haas	Zenith	14.550 3	12.800 9T	11.950 28	12.500 28T	12.350 22	11.500 21T	75.650 16
17	1117	Mitchell Gornto	High Point	12.300 49T	12.450 16	13.150 9T	13.050 9T	12.800 12	11.500 21T	75.250 17
18	1137	Sam McColl	High Point	12.850 31T	12.400 17T	12.300 22T	13.000 11T	13.000 9T	11.650 18T	75.200 18
19	1146	Christopher Clark	Roswell	13.300 13T	11.550 35T	12.550 19	11.500 52T	13.350 5	12.800 6	75.050 19
20	133	Dane Lassetter	Cobb	12.800 33	12.800 9T	12.850 14	12.300 33T	12.450 21	11.450 24	74.650 20
21	123	Thomas Brooks	Gym Force	13.600 10	12.400 17T	11.700 32	12.150 39	12.650 15T	12.100 12T	74.600 21
22	111	Brandon Shively	LaFleur's Tampa	12.400 45T	13.300 7	12.650 15T	12.300 33T	12.250 24T	11.500 21T	74.400 22
23T	1134	Corey Matthews II	Flip Force	14.200 4	11.650 32T	11.300 41	13.350 5	12.300 23	11.250 30T	74.050 23T
23T	141	Logan Omer	Orlando Metro	12.000 59T	12.800 9T	11.850 29	12.800 18	12.250 24T	12.350 11	74.050 23T
23T	131	Christopher Bryant	Langley	12.550 38T	12.100 20T	11.500 37T	12.650 23T	12.600 18	12.650 7	74.050 23T

2014 R8 Championships

Meet Results

Men / 10 / 15 Yrs. OI, 16 Yrs. OI
Session: SA2

Apr 11-13, 2014







Rank	Num	Name	Gym							AA
26	113	Samuel Cittadino	Cartersville	13.300 13T	11.350 42T	12.650 15T	13.100 6T	10.950 56T	12.000 15	73.350 26
27	1124	Mark Wakefield	Flip Force	13.050 23T	11.850 27T	11.650 33	12.200 37T	12.000 31	11.650 18T	72.400 27
28	1123	Daniel Boeringer	Stick It	12.950 26T	11.950 25T	11.400 40	12.350 32	12.750 13	10.900 39T	72.300 28
29	116	Shaun Sheets	A.S.G.	13.250 17T	12.550 13T	11.800 30	10.450 61T	12.550 19T	11.400 25	72.000 29
30	1135	W. Quinn Whitaker	Flip Force	12.250 52	12.050 22	12.500 20T	11.600 48T	12.050 29T	11.250 30T	71.700 30
31	1116	Michael Peluso	Harpeth	12.450 42T	12.550 13T	11.100 46	12.700 21T	11.750 37T	11.000 37	71.550 31
32	1147	Tyler Haught	Newnan	12.750 34T	10.850 53	12.300 22T	12.650 23T	11.250 50T	11.600 20	71.400 32
33	1130	Brandon Burns	Southern States	13.850 6T	11.500 40T	11.550 34T	12.500 28T	11.600 41T	10.350 53	71.350 33
34	125	Jacob Todd	Gym South	12.500 40T	12.000 23T	12.050 27	11.850 44	11.850 34T	10.750 48	71.000 34
35	134	Andrew Hess	Gallagher's	12.450 42T	12.400 17T	11.500 37T	11.200 55T	11.950 32	11.150 33	70.650 35
36	144	Tyler Harriman	Universal Gymnastics	11.800 63T	10.950 51	12.500 20T	12.600 25T	11.850 34T	10.900 39T	70.600 36
37	1143	Bryant Koschene	Hayden's	12.950 26T	11.950 25T	11.550 34T	11.400 54	11.750 37T	10.950 38	70.550 37
38T	1121	Matthew Leon	TAG USA	12.150 56	11.650 32T	10.900 48T	12.900 14	11.750 37T	10.900 39T	70.250 38T
38T	146	Nicholas Hammer	Gymnastix	12.400 45T	11.350 42T	11.250 42T	12.600 25T	11.450 44T	11.200 32	70.250 38T
40	120	Griffin Lewis	Premier Athletics	12.000 59T	10.000 59	12.200 25T	12.850 15T	12.550 19T	10.000 55	69.600 40
41T	1148	Christopher Hart	FGTC	13.200 19T	12.100 20T	12.300 22T	10.250 64	10.650 58	10.850 45T	69.350 41T
41T	115	Aaron Watson	Gym South	12.000 59T	11.000 50	11.500 37T	12.550 27	11.600 41T	10.700 49	69.350 41T
43	130	Daniel Jeffery	Gym South	12.200 53T	11.300 45T	10.900 48T	11.500 52T	11.800 36	10.900 39T	68.600 43
44	1136	Brian Martin	Hayden's	12.350 48	10.500 55T	11.750 31	11.800 45	11.150 53	10.900 39T	68.450 44
45	1126	Jesse Simpson	Flying High	13.050 23T	9.450 61	10.850 50T	12.300 33T	11.400 49	11.350 26	68.400 45
46	138	Ross Robertson	Gym South	12.850 31T	11.550 35T	10.800 52T	10.550 59	11.600 41T	10.850 45T	68.200 46
47T	140	Noah Miller	Gym South	12.300 49T	11.550 35T	10.250 59	12.750 19T	12.100 28	9.050 61	68.000 47T
47T	136	Jacob Burnett	Cobb	12.000 59T	11.100 49	11.000 47	12.250 36	12.050 29T	9.600 56	68.000 47T
49T	1132	Nicholas Kosteski	ACE	12.950 26T	11.350 42T	9.300 63	12.200 37T	11.650 40	10.500 52	67.950 49T
49T	118	Jason Miller	Gym South	12.650 36T	11.250 47	11.550 34T	12.000 41T	10.950 56T	9.550 57	67.950 49T

2014 R8 Championships

Meet Results

Men / 10 / 15 Yrs. OI, 16 Yrs. OI
Session: SA2

Apr 11-13, 2014

Rank	Num	Name	Gym							AA
51	1133	Sean Willis	North Metro	12.400 45T	9.050 63	11.250 42T	12.750 19T	11.450 44T	10.900 39T	67.800 51
52	1129	Jordan Rushing	Zenith	11.800 63T	11.850 27T	10.400 57T	11.150 57T	11.450 44T	10.550 50T	67.200 52
53	114	Michael Norton	Langley	12.650 36T	11.300 45T	9.800 61T	11.600 48T	12.700 14	8.900 62	66.950 53
54	1145	Derek Delgado	Stick It	12.100 57T	10.400 58	11.200 44T	10.450 61T	11.450 44T	11.300 27T	66.900 54
55	129	Jeremy Brugman	Masters	12.300 49T	10.900 52	10.800 52T	10.450 61T	11.450 44T	10.800 47	66.700 55
56	1127	Matthew Halsted	Zenith	12.100 57T	10.500 55T	10.050 60	12.100 40	10.450 60	11.050 35T	66.250 56
57	128	Zachary Allen	Langley	12.900 30	11.200 48	10.800 52T	11.650 46T	10.400 61	9.200 58	66.150 57
58	139	Harrison Killgo	GymMasters	12.200 53T	10.500 55T	10.650 55	12.500 28T	11.050 54	9.100 59T	66.000 58
59	143	Matthew Johnson	LaFleur's Tampa	12.500 40T	9.300 62	11.200 44T	10.500 60	11.250 50T	10.550 50T	65.300 59
60	142	Joshua Miller	Atlanta Gymnastics	12.950 26T	10.800 54	10.850 50T	11.150 57T	10.150 62	9.100 59T	65.000 60
61	1118	Owen Nemitz	eNeRGy	12.450 42T	11.800 30T	9.800 61T	11.200 55T	11.000 55	8.650 63	64.900 61
62	137	Sam Hayes	GymMasters	12.200 53T	11.500 40T	10.550 56	9.650 65	10.550 59	10.200 54	64.650 62
63	1120	Trey Dispennette	eNeRGy	12.750 34T	8.600 64	10.400 57T	11.550 51	9.350 64	11.100 34	63.750 63
64	1138	Carington Morris	TGR	11.550 65	9.800 60	0.000 64T	11.600 48T	9.900 63	0.000 65	42.850 64
65	132	Jared Heath	Premier Athletics	13.200 19T	6.400 65	0.000 64T	11.900 43	0.000 65	8.150 64	39.650 65