

2014 R8 Championships

Meet Results

Men / 10 / 15 Yrs. OI
Session: SA2

Apr 11-13, 2014

Judge's Signatures







Rank	Num	Name	Gym							AA
1	145	Mario Lubian	Universal Gymnastics	13.750 3	12.000 11	14.800 1	13.600 1	13.100 3T	13.550 1	80.800 1
2	1140	Bobby Costea	Zenith	13.500 4	14.050 1	14.100 2	13.100 3	13.100 3T	11.300 9T	79.150 2
3	1142	Anton Vorona	TGR	13.250 6	13.600 3	13.250 3T	13.050 4	13.500 1	12.050 5	78.700 3
4	1139	Ryan Orce	Sun Country	13.850 2	13.850 2	13.250 3T	12.000 15	12.150 10	11.050 15	76.150 4
5	1137	Sam McColl	High Point	12.850 11T	12.400 6T	12.300 9T	13.000 5	13.000 5	11.650 6	75.200 5
6	1146	Christopher Clark	Roswell	13.300 5	11.550 14T	12.550 6	11.500 20T	13.350 2	12.800 2	75.050 6
7	133	Dane Lassetter	Cobb	12.800 13	12.800 4T	12.850 5	12.300 13	12.450 7	11.450 8	74.650 7
8T	1134	Corey Matthews II	Flip Force	14.200 1	11.650 13	11.300 17	13.350 2	12.300 8	11.250 11T	74.050 8T
8T	141	Logan Omer	Orlando Metro	12.000 27T	12.800 4T	11.850 12	12.800 6	12.250 9	12.350 4	74.050 8T
8T	131	Christopher Bryant	Langley	12.550 15	12.100 8T	11.500 15T	12.650 8T	12.600 6	12.650 3	74.050 8T
11	1135	W. Quinn Whitaker	Flip Force	12.250 22	12.050 10	12.500 7T	11.600 18T	12.050 12T	11.250 11T	71.700 11
12	1147	Tyler Haught	Newnan	12.750 14	10.850 23	12.300 9T	12.650 8T	11.250 22T	11.600 7	71.400 12
13	134	Andrew Hess	Gallagher's	12.450 17	12.400 6T	11.500 15T	11.200 23	11.950 14	11.150 14	70.650 13
14	144	Tyler Harriman	Universal Gymnastics	11.800 29	10.950 21	12.500 7T	12.600 10T	11.850 15	10.900 17T	70.600 14
15	1143	Bryant Koschene	Hayden's	12.950 9T	11.950 12	11.550 14	11.400 22	11.750 17	10.950 16	70.550 15
16	146	Nicholas Hammer	Gymnastix	12.400 18	11.350 18	11.250 18	12.600 10T	11.450 19T	11.200 13	70.250 16
17	1148	Christopher Hart	FGTC	13.200 7T	12.100 8T	12.300 9T	10.250 29	10.650 26	10.850 20T	69.350 17
18	130	Daniel Jeffery	Gym South	12.200 23T	11.300 19	10.900 22	11.500 20T	11.800 16	10.900 17T	68.600 18
19	1136	Brian Martin	Hayden's	12.350 19	10.500 25T	11.750 13	11.800 17	11.150 24	10.900 17T	68.450 19
20	138	Ross Robertson	Gym South	12.850 11T	11.550 14T	10.800 24T	10.550 25	11.600 18	10.850 20T	68.200 20
21T	140	Noah Miller	Gym South	12.300 20T	11.550 14T	10.250 28	12.750 7	12.100 11	9.050 28	68.000 21T
21T	136	Jacob Burnett	Cobb	12.000 27T	11.100 20	11.000 21	12.250 14	12.050 12T	9.600 25	68.000 21T
23	1145	Derek Delgado	Stick It	12.100 26	10.400 27	11.200 19T	10.450 27T	11.450 19T	11.300 9T	66.900 23
24	129	Jeremy Brugman	Masters	12.300 20T	10.900 22	10.800 24T	10.450 27T	11.450 19T	10.800 22	66.700 24
25	139	Harrison Killgo	GymMasters	12.200 23T	10.500 25T	10.650 26	12.500 12	11.050 25	9.100 26T	66.000 25

2014 R8 Championships

Meet Results

Apr 11-13, 2014

Page: 2
 Printed: 4/12/2014 8:32:13 PM
 Men / 10 / 15 Yrs. OI
 Session: SA2

Rank	Num	Name	Gym							AA
26	143	Matthew Johnson	LaFleur's Tampa	12.500 16	9.300 29	11.200 19T	10.500 26	11.250 22T	10.550 23	65.300 26
27	142	Joshua Miller	Atlanta Gymnastics	12.950 9T	10.800 24	10.850 23	11.150 24	10.150 28	9.100 26T	65.000 27
28	137	Sam Hayes	GymMasters	12.200 23T	11.500 17	10.550 27	9.650 30	10.550 27	10.200 24	64.650 28
29	1138	Carington Morris	TGR	11.550 30	9.800 28	0.000 29T	11.600 18T	9.900 29	0.000 30	42.850 29
30	132	Jared Heath	Premier Athletics	13.200 7T	6.400 30	0.000 29T	11.900 16	0.000 30	8.150 29	39.650 30

2014 R8 Championships

Meet Results

Men / 10 / 16 Yrs. OI
Session: SA2

Apr 11-13, 2014

Judge's Signatures







Rank	Num	Name	Gym							AA
1	126	Marcos Gatinho	Universal Gymnastics	13.100 13T	13.400 3	14.100 1	14.400 1	14.700 1	13.200 4	82.900 1
2	1113	Derek Gonzalez	Prestige Gymnastics	13.300 9T	13.850 2	12.600 13	12.950 8	13.500 3	13.950 1	80.150 2
3	1128	David Allen	Harpeth	14.600 2	12.700 7	12.650 10T	12.850 10T	12.900 6	13.350 3	79.050 3
4	1115	Andrew Carter	North Florida - OP	14.050 4	11.850 15T	13.350 4	13.800 2	13.000 5	12.450 7	78.500 4
5	124	Rogelio Vazquez	Orlando Metro	13.550 8	11.650 20T	13.600 3	13.000 7	13.700 2	11.900 11	77.400 5
6	1131	Cory Anderson	Tataru's	14.950 1	11.550 22T	12.200 14T	13.550 3	11.900 19	12.600 5	76.750 6
7	127	Samuel Su	TGC	13.000 17	12.550 8T	13.150 5T	11.650 29T	12.650 10T	13.650 2	76.650 7
8	1125	Luke Cooper	Harpeth	13.850 5T	11.550 22T	13.000 7T	12.700 14T	13.150 4	12.100 8T	76.350 8
9T	1114	Matthew Wagner	TGR	13.100 13T	14.000 1	13.000 7T	12.850 10T	11.250 29	11.800 12	76.000 9T
9T	121	Steen Haugsted	G&J Speedway	13.300 9T	11.800 18T	13.700 2	12.500 17T	12.200 17	12.500 6	76.000 9T
11	119	Jack Hasenkopf	A.S.G.	12.550 24	13.250 5	12.950 9	13.100 4T	12.650 10T	11.300 19	75.800 11
12	1119	Tucker Haas	Zenith	14.550 3	12.800 6	11.950 17	12.500 17T	12.350 15	11.500 14T	75.650 12
13	1117	Mitchell Gornto	High Point	12.300 30	12.450 11	13.150 5T	13.050 6	12.800 7	11.500 14T	75.250 13
14	123	Thomas Brooks	Gym Force	13.600 7	12.400 12	11.700 19	12.150 25	12.650 10T	12.100 8T	74.600 14
15	111	Brandon Shively	LaFleur's Tampa	12.400 28T	13.300 4	12.650 10T	12.300 21T	12.250 16	11.500 14T	74.400 15
16	113	Samuel Cittadino	Cartersville	13.300 9T	11.350 25T	12.650 10T	13.100 4T	10.950 31T	12.000 10	73.350 16
17	1124	Mark Wakefield	Flip Force	13.050 15T	11.850 15T	11.650 20	12.200 23T	12.000 18	11.650 13	72.400 17
18	1123	Daniel Boeringer	Stick It	12.950 18T	11.950 14	11.400 24	12.350 20	12.750 8	10.900 23T	72.300 18
19	116	Shaun Sheets	A.S.G.	13.250 12	12.550 8T	11.800 18	10.450 35	12.550 13T	11.400 17	72.000 19
20	1116	Michael Peluso	Harpeth	12.450 26T	12.550 8T	11.100 26	12.700 14T	11.750 21T	11.000 22	71.550 20
21	1130	Brandon Burns	Southern States	13.850 5T	11.500 24	11.550 21T	12.500 17T	11.600 24T	10.350 30	71.350 21
22	125	Jacob Todd	Gym South	12.500 25	12.000 13	12.050 16	11.850 28	11.850 20	10.750 26	71.000 22
23	1121	Matthew Leon	TAG USA	12.150 31	11.650 20T	10.900 27	12.900 9	11.750 21T	10.900 23T	70.250 23
24	120	Griffin Lewis	Premier Athletics	12.000 33T	10.000 32	12.200 14T	12.850 10T	12.550 13T	10.000 31	69.600 24
25	115	Aaron Watson	Gym South	12.000 33T	11.000 30	11.500 23	12.550 16	11.600 24T	10.700 27	69.350 25

2014 R8 Championships

Meet Results

Apr 11-13, 2014

Page: 2
 Printed: 4/12/2014 8:32:25 PM
 Men / 10 / 16 Yrs. OI
 Session: SA2

Rank	Num	Name	Gym							AA
26	1126	Jesse Simpson	Flying High	13.050 15T	9.450 33	10.850 28	12.300 21T	11.400 28	11.350 18	68.400 26
27T	1132	Nicholas Kostas	ACE	12.950 18T	11.350 25T	9.300 35	12.200 23T	11.650 23	10.500 29	67.950 27T
27T	118	Jason Miller	Gym South	12.650 22T	11.250 28	11.550 21T	12.000 27	10.950 31T	9.550 32	67.950 27T
29	1133	Sean Willis	North Metro	12.400 28T	9.050 34	11.250 25	12.750 13	11.450 26T	10.900 23T	67.800 29
30	1129	Jordan Rushing	Zenith	11.800 35	11.850 15T	10.400 30T	11.150 34	11.450 26T	10.550 28	67.200 30
31	114	Michael Norton	Langley	12.650 22T	11.300 27	9.800 33T	11.600 31	12.700 9	8.900 34	66.950 31
32	1127	Matthew Halsted	Zenith	12.100 32	10.500 31	10.050 32	12.100 26	10.450 33	11.050 21	66.250 32
33	128	Zachary Allen	Langley	12.900 20	11.200 29	10.800 29	11.650 29T	10.400 34	9.200 33	66.150 33
34	1118	Owen Nemitz	eNeRGy	12.450 26T	11.800 18T	9.800 33T	11.200 33	11.000 30	8.650 35	64.900 34
35	1120	Trey Dispennette	eNeRGy	12.750 21	8.600 35	10.400 30T	11.550 32	9.350 35	11.100 20	63.750 35

2014 R8 Championships







Meet Results

Men / 10 / 17-18 Yrs.

Session: SA2

Apr 11-13, 2014

Judge's Signatures

Rank	Num	Name	Gym							AA
1	1106	Quest Hayden	Hayden's	14.050 6	14.200 1	12.250 9	14.500 2	14.850 1	13.400 4	83.250 1
2	1107	Jack Kramer	Zenith	13.900 7	13.800 2	14.250 2	14.600 1	12.050 13	14.250 2	82.850 2
3	1110	Peyton Amick	High Point	14.750 1	12.450 8	12.600 4	13.750 5T	14.050 2	14.650 1	82.250 3
4	103	Derick Thompson	A.S.G.	14.100 4T	12.000 10	14.650 1	14.050 3	12.700 7	11.900 9	79.400 4
5	1101	Joshua Dieker	Stick It	13.650 8	12.850 5	13.350 3	13.500 7	12.550 8	12.700 6	78.600 5
6	105	Andrew Spitler	Cobb	14.100 4T	13.000 3	11.100 16T	13.750 5T	12.450 9	13.900 3	78.300 6
7	101	Bobby Jacobs	Cobb	14.500 2	12.600 6	12.000 12	11.450 16	13.200 4	12.250 7	76.000 7
8	1108	Philip Ordonez	North Florida - OP	12.250 16T	12.350 9	12.300 7T	13.000 8	12.900 5	12.150 8	74.950 8
9	110	Richard Brown	Cobb	14.150 3	11.550 12	12.050 10T	11.750 14T	11.950 14T	13.050 5	74.500 9
10	1103	Malik DePasquale	Flying High	13.250 10	10.450 18	12.050 10T	13.800 4	11.950 14T	11.500 13	73.000 10
11	104	Alexander Hess	Gallagher's	12.350 15	11.350 15	12.500 5	12.300 10	12.300 11	11.800 10	72.600 11
12	1105	Robert Hunt	ACE	12.750 11T	11.450 14	12.300 7T	12.100 12	12.350 10	11.150 14	72.100 12
13	1112	Austin Shultz	Southern States	12.600 13T	12.550 7	11.750 13T	11.750 14T	12.750 6	10.250 16	71.650 13
14	102	Justin Flint	GAA	13.450 9	11.500 13	11.100 16T	12.150 11	11.650 16	11.600 12	71.450 14
15	1109	Mitchell Andrews	eNeRGy	12.250 16T	10.500 17	10.950 18	10.700 19	12.150 12	9.800 18	66.350 15
16	107	Andrew Richards	Premier Athletics	11.700 19	9.050 20	11.750 13T	11.350 17	11.000 17	10.300 15	65.150 16
17	109	Blaise Harned	Gulf Coast	12.000 18	11.100 16	10.450 19	11.150 18	9.150 18	10.150 17	64.000 17
18	1111	Brad Giordano	Alabama Starz	12.750 11T	9.450 19	11.350 15	12.350 9	9.050 19	8.850 19	63.800 18
19	108	Luke Sturm	Orlando Metro	0.000 20T	12.900 4	0.000 20T	0.000 20T	13.300 3	11.650 11	37.850 19
20	1102	Justin Mann	Asheville Gymnastics	12.600 13T	0.000 21	0.000 20T	11.900 13	8.750 20	0.000 20T	33.250 20
21	1104	Jacob Honsberger	Harpeth	0.000 20T	11.700 11	12.450 6	0.000 20T	0.000 21	0.000 20T	24.150 21