

2014 R8 Technical Sequences







Meet Results

Apr 11, 2014

Men / J1 / 15+

Session: FR1

Judge's Signatures

Rank	Num	Name	Gym							AA
1	1107	Jack Kramer	Zenith	8.200 4	8.300 1	8.400 2	8.750 3	8.950 3	8.650 1	51.250 1
2	145	Mario Lubian	Universal Gymnastics	9.000 1	7.050 5T	8.500 1	8.800 2	9.000 1T	8.500 3	50.850 2
3	126	Marcos Gatinho	Universal Gymnastics	8.000 5	7.550 3	8.300 3	8.300 7T	8.900 4	7.950 4	49.000 3
4	1106	Quest Hayden	Hayden's	8.700 2T	8.000 2	4.650 12	9.250 1	9.000 1T	8.600 2	48.200 4
5	124	Rogelio Vazquez	Orlando Metro	7.800 7	7.200 4	8.250 4	8.100 11	8.200 8	6.600 9	46.150 5
6	1139	Ryan Orce	Sun Country	7.550 9	7.050 5T	7.300 8	8.150 9T	7.500 10	7.300 6	44.850 6
7	1110	Peyton Amick	High Point	8.700 2T	4.500 10	6.900 9	8.550 5	8.550 6T	7.200 7	44.400 7
8	1142	Anton Vorona	TGR	7.700 8	3.000 12	8.150 5	8.150 9T	8.800 5	7.850 5	43.650 8
9	119	Jack Hasenkopf	A.S.G.	7.350 10	6.500 8	7.350 7	8.500 6	8.550 6T	5.300 12	43.550 9
10	103	Derick Thompson	A.S.G.	7.850 6	6.750 7	8.000 6	8.300 7T	5.750 12	6.500 10	43.150 10
11	1117	Mitchell Gornto	High Point	6.600 12	6.000 9	6.800 10	7.850 12	8.100 9	7.000 8	42.350 11
12	144	Tyler Harriman	Universal Gymnastics	6.900 11	4.200 11	6.400 11	8.700 4	6.800 11	5.500 11	38.500 12
13	139	Harrison Killgo	GymMasters	6.200 13	1.800 13	3.850 13	5.450 14	4.800 14	1.850 13	23.950 13
14	137	Sam Hayes	GymMasters	5.700 14	1.000 14	3.800 14	5.650 13	4.950 13	1.000 14	22.100 14

2014 R8 Technical Sequences







Meet Results

Men / J2 / 11-14

Apr 11, 2014

Session: FR1

Judge's Signatures

Rank	Num	Name	Gym							AA
1	838	Travis Wong	Universal Gymnastics	8.300 8	9.100 1T	8.700 3	8.900 2	9.050 2T	8.500 6	52.550 1
2	908	Keeley Maigne	LaFleur's Tampa	8.000 13	8.550 5T	9.150 1	8.850 3T	8.950 4	8.750 4T	52.250 2
3	1937	Andy Rodriguez	Universal Gymnastics	8.450 6	8.800 3	8.050 8	8.450 14	9.150 1	8.900 1T	51.800 3
4	911	Andrew Bitner	Gymnastix	8.950 1	8.300 7	8.100 7	8.600 9T	8.750 5	8.800 3	51.500 4
5	1830	Steven Lukasik	LaFleur's Tampa	8.200 10	9.100 1T	8.400 5	8.750 5T	8.550 6	8.450 7	51.450 5
6	912	Ethan Esval	A.S.G.	8.400 7	7.800 11	8.950 2	8.700 7T	9.050 2T	8.300 8	51.200 6
7T	1818	Nicholas Stigall	Tataru's	8.600 4	8.600 4	8.000 9	8.850 3T	8.200 8	8.900 1T	51.150 7T
7T	823	Justin Ah Chow	Roswell	8.850 2	8.550 5T	8.200 6	8.550 11T	8.250 7	8.750 4T	51.150 7T
9	924	Brody Malone	Cartersville	8.500 5	7.700 13	7.950 10	8.950 1	8.000 9	8.250 9	49.350 9
10	1920	Joe Rabaja	Orlando Metro	7.500 14	7.750 12	7.300 15	8.750 5T	7.250 14	7.950 10	46.500 10
11	1813	Jack Slater	LaFleur's Tampa	7.300 15	8.200 8	8.550 4	7.850 18	6.950 16	7.600 11	46.450 11
12	833	Kofi Reeves-Miller	Roswell	8.250 9	8.050 9	7.450 12	8.550 11T	7.050 15	7.000 15	46.350 12
13	906	Jared Zimmerman	A.S.G.	8.150 11	6.950 14	7.400 13T	8.700 7T	7.700 11	7.400 12	46.300 13
14	1812	David Willett	High Point	8.650 3	6.850 15	7.400 13T	8.500 13	7.350 13	7.150 14	45.900 14
15	1840	Eli Bassett	Hayden's	8.100 12	7.950 10	7.500 11	8.600 9T	7.650 12	4.650 16	44.450 15
16	836	Ethan Boder	Premier Athletics	6.800 16	6.450 16	6.950 16	8.350 15	7.800 10	7.300 13	43.650 16
17	1908	Alec Catanzarite	GymMasters	5.150 18	5.500 18	6.350 17	8.200 17	4.000 17	1.650 18	30.850 17
18	1912	Josh Mc Coy	GymMasters	6.650 17	6.100 17	5.350 18	8.300 16	1.400 18	2.200 17	30.000 18